

## USE OF THE LOCK

Access by 4-digit code. The code is fixed. Intended for places with regular-users (members of sports clubs, swimming pools, offices, etc).

### To CLOSE:



\*Note: the factory preset code is 0 0 0 0.

\*Attention: once the lock is closed, scramble the number wheels to leave no visible user code.

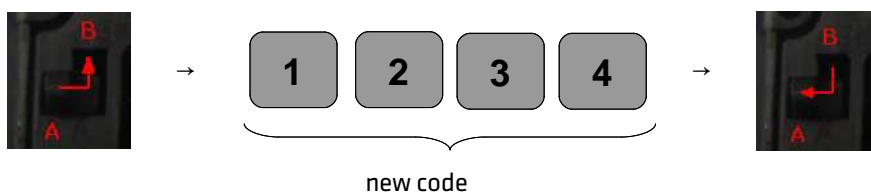
### To OPEN:



\*Note: the factory preset code is 0 0 0 0.

### To change the USER CODE (in open position and current code):

- 1) Move the selector on the back, of the lock position "A" to "B".
- 2) Turn the number wheels to make the desired combination (example: 1 2 3 4).
- 3) Place the selector back again to position "A".




### EMERGENCY opening:

Using the emergency key allows lock opening, turning the knob to the "open" position:

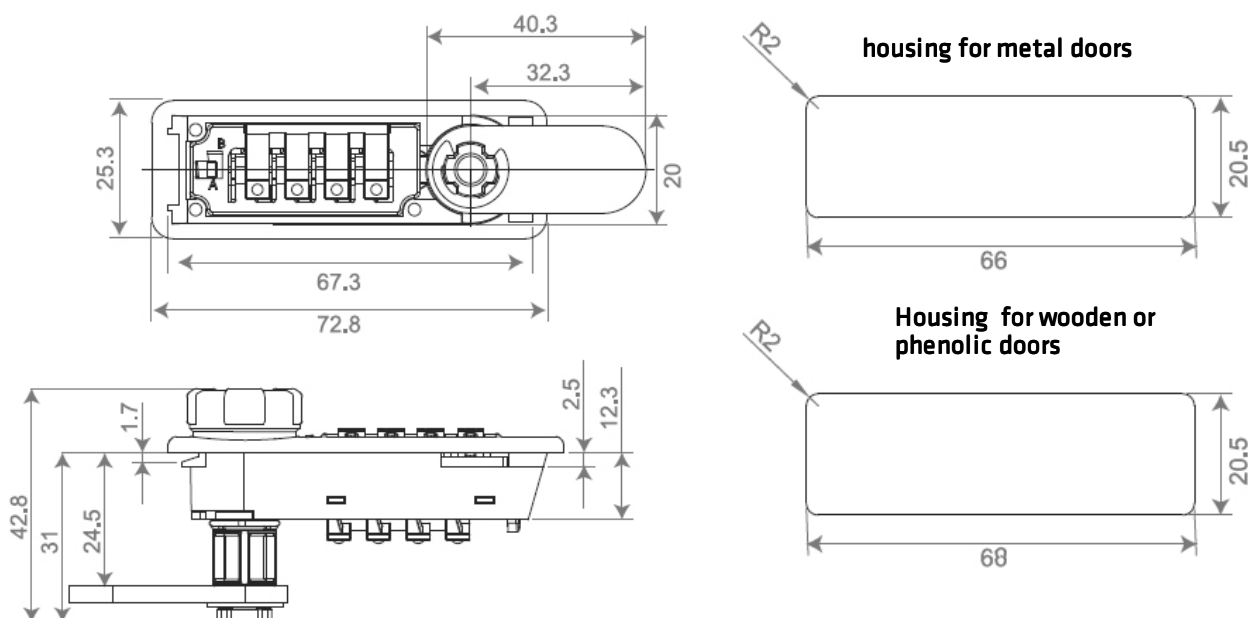


## Recovery of USER CODE:

In case you forget the user code, press one of the tabs on the back and turn the number wheel in that position until it gets fixed. Repeat this process for each of the four number wheels. The resulting code is definitive.



## External measures and housing:



## Accessories:



Door thicknesses  
9 a 13 mm: ref. **60018**



Door thicknesses  
13 - 21 mm: ref. **60017**



Flat latch  
ref. **130035**



Curved latch  
ref. **130034**



Inspection key  
ref. **41004**

**Note:** lock for dry environments.